


**A GUIDE TO BUTCH AND FEMME
PERSPECTIVES**

Gender Within Lesbian Sexuality

Heidi M. Levitt and Katherine R. Hiestand

Project 1 G&S Allyx Smith

A decorative floral pattern in a dark grey color, featuring stylized leaves and scrolls, is positioned at the top of the page. Below it is a solid black horizontal band.

Butch and femme are terms used to describe individual gender identities in the lesbian, gay, bisexual, transgender, and cross-dressing subcultures

Are Butch and Femme real gender
identities?

or

Were they socially constructed by today's
society?

BUTCH VS FEMME?

- Butch women were seen to appear and behave in a masculine manner
- Femme women expressed an aesthetic that displayed the feminine image at the time.

In most contexts it is considered that the butch female were to ask the femme female out on a date.

This is known as heteronormativity.

Expecting the norm, such as the male and female interactions while dating.

-Studying descriptions of sexuality from “butch”
and “femme”


-It is argued that both sets of women had aspects
of their lesbian genders that are intrinsic to their
sense of self, and others are socially constructed.

**INTERSECTION OF BUTCH AND
FEMME LESBIAN SEXUALITY**

- Gender in the process of attraction, flirtation,
and sexual activity
- Important to note: Not all lesbians are in butch-
femme relationships or claim these gender
identities

Femme sexuality was not made to erase a women's agency but demonstrated that she could withstand being vulnerable to the gaze of others..



A decorative floral pattern in a dark grey color, featuring stylized leaves and scrolls, set against a black background.

Butch sexuality is usually misunderstood in mainstream culture and compared to men when in fact they could be considered their own gender.

**FOR VIDEO EDUCATIONS ABOUT
BUTCH AND FEMME LESBIANS CLICK
BELOW AND WATCH THE VIDEO ☺**

Femme Lesbians Explain : Butch Lesbians

A decorative floral pattern in a dark grey color, featuring stylized leaves and scrolls, set against a black background.

These are two different lesbian roles that have been
put in place by society.

Stereotypes and social norms that we have for roles
played in heterosexual couples, but now there are
even stereotypes for gay people?

What do Ellen and Portia have to do with this?



Besides the fact that they are amazing.....

A well known lesbian celebrity couple being portrayed throughout mainstream media.

These roles are being put in to place by society.

PORTIA, LESBIAN? WHO KNEW?

If someone did not know that Portia was a lesbian, they would never be able to tell because she dresses in society's typical image of the blonde, beautiful, heterosexual female.


ELLEN BUTCH? NO WAY

Ellen gives off many social and appearance cues that she is dominant and masculine, which are “typical” lesbian qualities. (According to Society)

WHY?

More masculine women get coupled with an extremely feminine woman in order to meet society's expectation of the typical lesbian couple.

So why can't both women be equally "femme" like Portia? Why is there always an established "male" in a lesbian/gay relationship?



This is because SOCIETY has created these made up societal norms that everyone just expects to be the “correct” way of doing things when really it is just what they are used to doing.

This makes change and differences scary for some people.

WE LIKE DIFFERENCES! 😊

Education is the best way for informing society that this is not the way things always need to be.
Unique is good.

Femme or Butch does not matter just like Male and Female shouldn't either.

CITATIONS

Gibson, M. (2002). *Femme/butch: New considerations of the way we want to go*. New York: Harrington Park Press.

Levitt, H, and Hiestand, K. *Gender Within Lesbian Sexuality: Butch and Femme Perspectives*: Print. 2005

<https://youtu.be/e0FzO7GO90o>